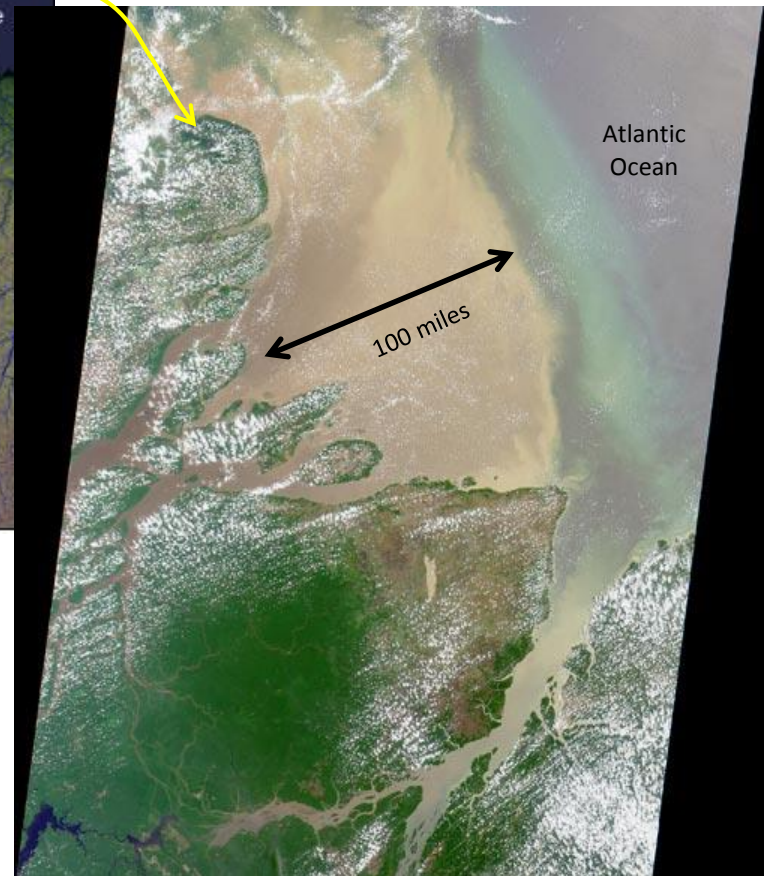


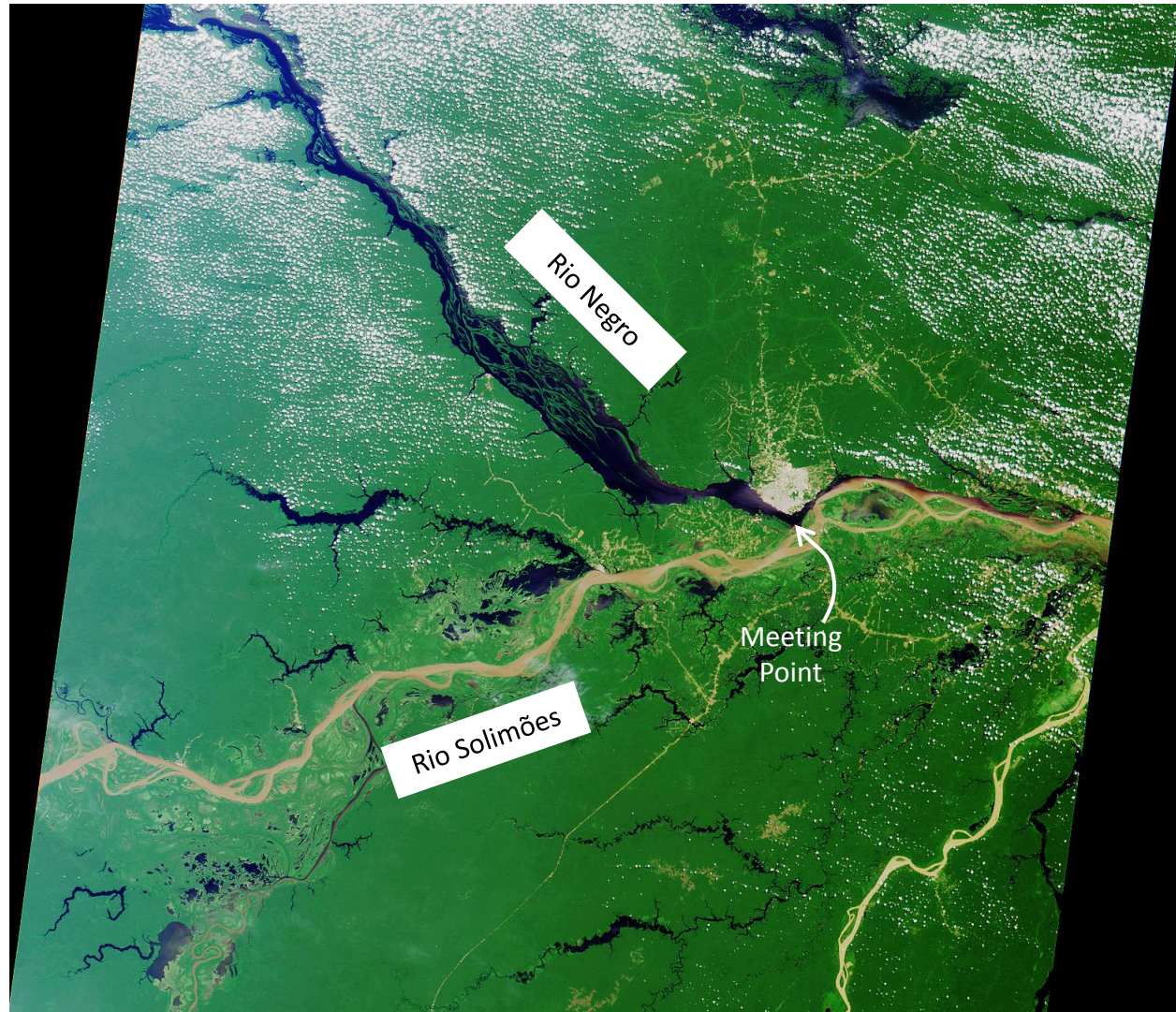
Meeting of Waters: What the Confluence of the Rio Negro and Rio Solimões can Teach Us About Data Integration

Presenter: Sergio Limón


The Mighty Amazon River



Confluence of Rio Negro and Rio Solimões



Confluence of Rio Negro and Rio Solimões




Many Data Sets are Currently Available Related to Failure Prevention of Pipelines

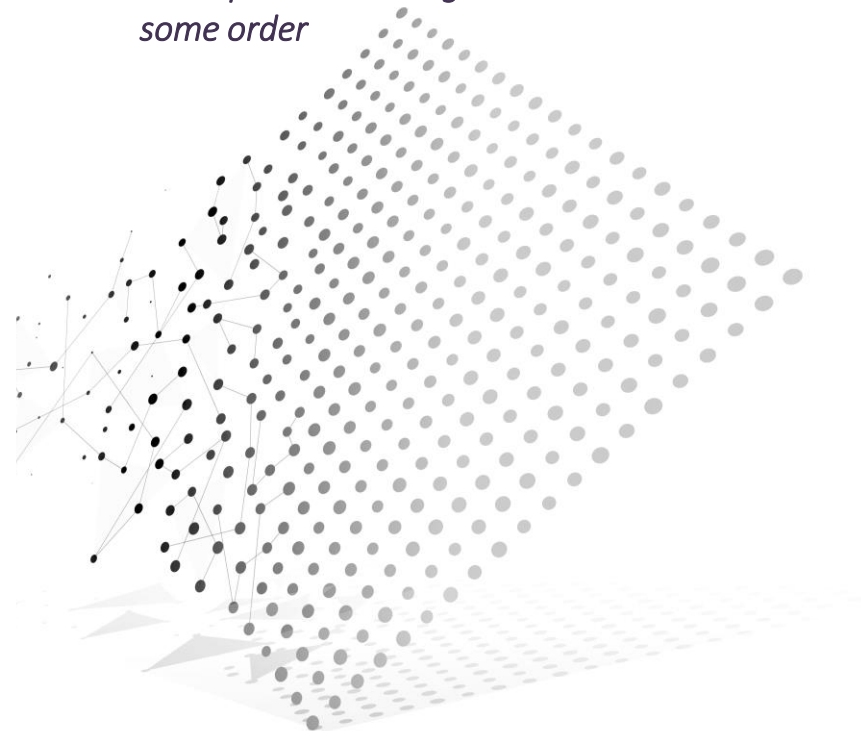


The Integration of Data Sets is not New to Pipeline Operators...but it has been Mostly Limited

incomplete data integration with no particular order



incomplete data integration with some order



Many Single Software Platforms Exists



Microsoft
Power BI



tableau®

Qlik Q®

SISENSE



looker


DOMO

TIBCO® Spotfire®

AND MANY MORE...

What to Look For When Adopting a Software Platform?

- Decide on a vision, end goals, and resources
 - existing data support
 - data access and type of collaboration among users
 - deployment (on premises or cloud or both)
 - security and governance
 - data preparation, integration and management
 - embedded analytics
 - visualization and dash boards creation
- Review at least these two independent reports comparing existing platforms
 - Gartner Analytics and BI Magic Quadrant:
<https://www.gartner.com/reviews/market/analytics-business-intelligence-platforms>
 - Forrester Wave: Enterprise BI Platforms:
<https://www.forrester.com/report/The+Forrester+Wave+Enterprise+BI+Platforms+ClientManaged+Q3+2019/-/E-RES143834>



Maximize the benefits of data integration and extraction of insightful information by choosing the right platform for you.